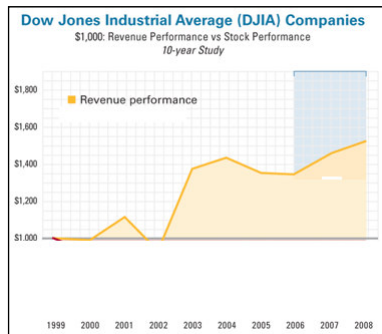
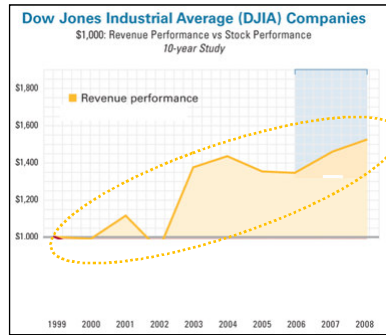




Dow Index (DJIA) Companies: Stock Price versus Revenue Performance

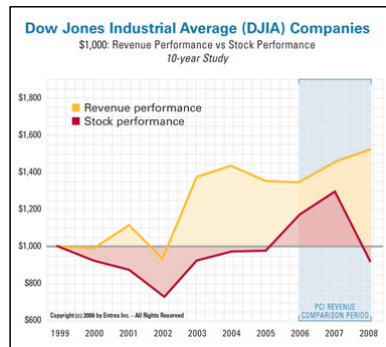


Dow Index (DJIA) Companies: Stock Price versus Revenue Performance

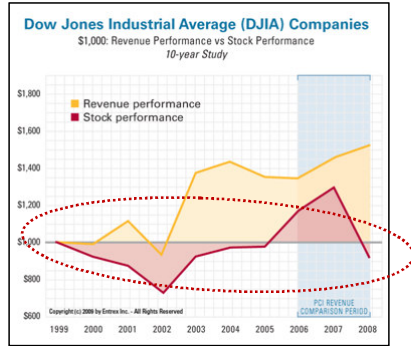


10 Years of Dow Jones Industrials Revenue Performance

Dow Index (DJIA) Companies: Stock Price versus Revenue Performance

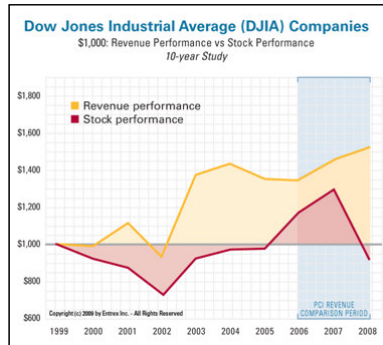


Dow Index (DJIA) Companies: Stock Price versus Revenue Performance



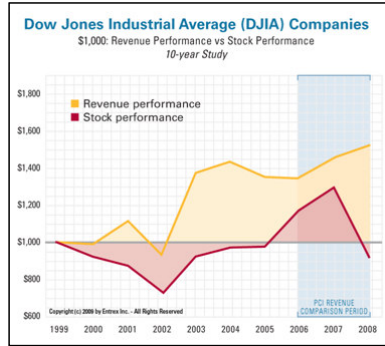
10 Years of Dow Jones Industrials Stock Price

Dow Index (DJIA) Companies: Stock Price versus Revenue Performance



REVENUE went UP nearly 50% over 10 years.

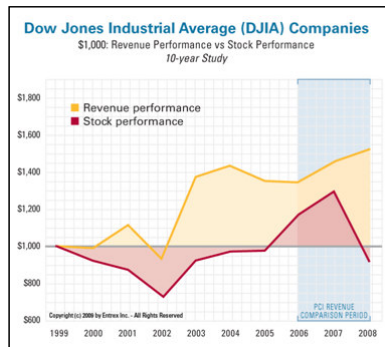
Dow Index (DJIA) Companies: Stock Price versus Revenue Performance



REVENUE went UP nearly 50% over 10 years.

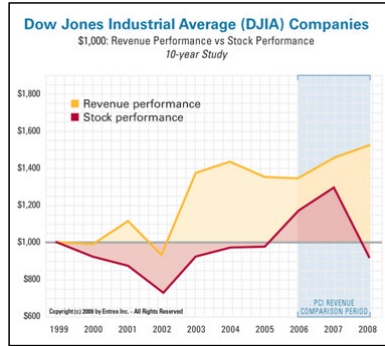
STOCK values Went DOWN About 10%.

Dow Index (DJIA) Companies: Stock Price versus Revenue Performance



TIGRcub™ returns reflect how company revenues PERFORM

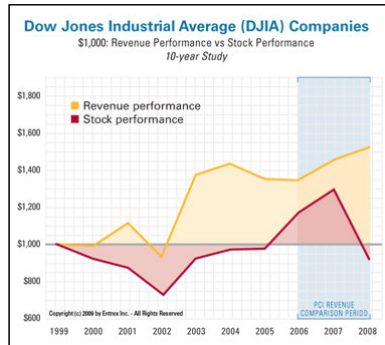
Dow Index (DJIA) Companies: Stock Price versus Revenue Performance



TIGRcub™ returns reflect how company revenues PERFORM

Stock Price reflects how investors FEEL

Dow Index (DJIA) Companies: Stock Price versus Revenue Performance

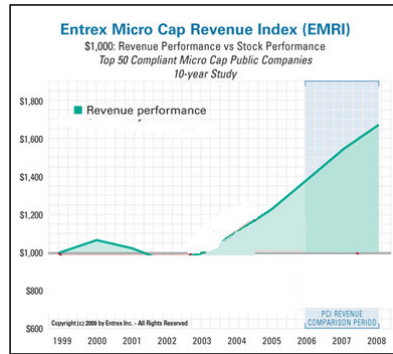


Shouldn't you be investing In TIGRcubs™

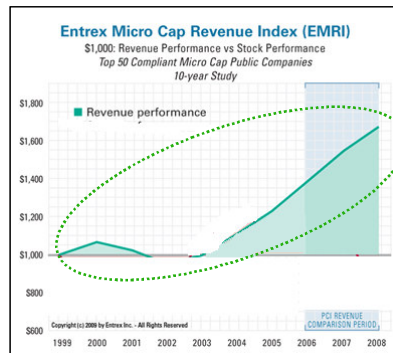


The security for the real economy.

OTC Companies: Stock Price versus Revenue Performance

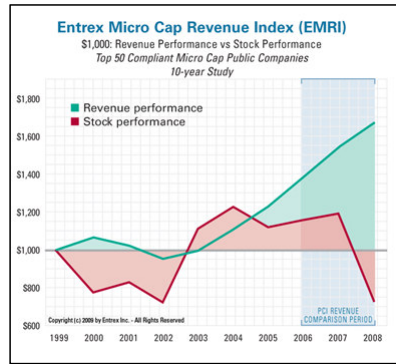


OTC Companies: Stock Price versus Revenue Performance

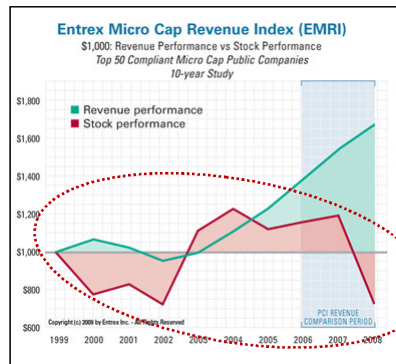


10 Year Public OTC
Entrex
Micro Cap Index
REVENUE
Performance

OTC Companies: Stock Price versus Revenue Performance

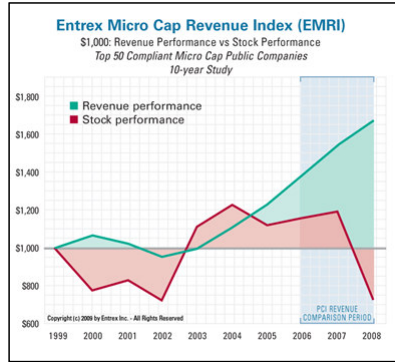


OTC Companies: Stock Price versus Revenue Performance



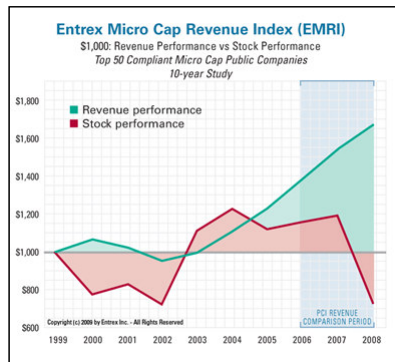
**10 Years of Entrex
Micro Cap Revenue
Index (EMRI)
STOCK PRICE**

OTC Companies: Stock Price versus Revenue Performance



REVENUE went UP
nearly
70% over 10
years.

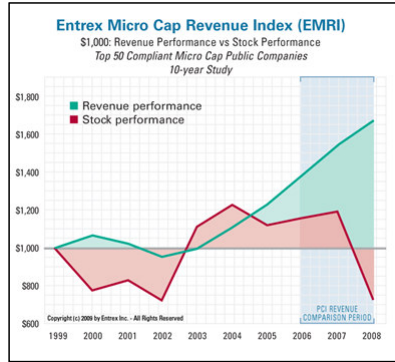
OTC Companies: Stock Price versus Revenue Performance



REVENUE went UP
nearly
70% over 10 years.

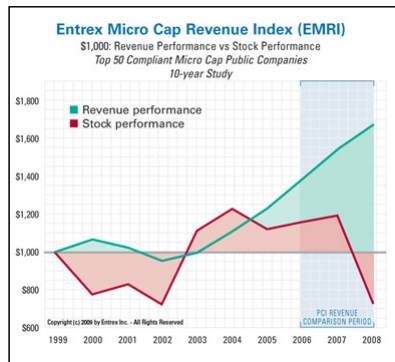
STOCK Value
Went DOWN nearly
40%.

OTC Companies: Stock Price versus Revenue Performance



TIGRcub™ returns reflect how company revenues PERFORM

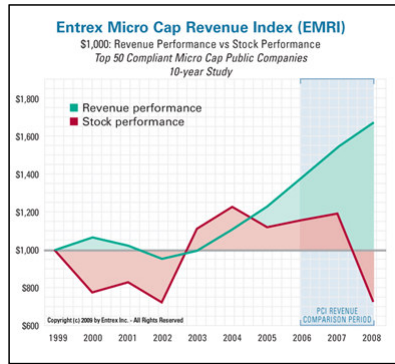
OTC Companies: Stock Price versus Revenue Performance



TIGRcub™ returns reflect how company revenues PERFORM

Stock Price reflects how investors FEEL

OTC Companies: Stock Price versus Revenue Performance

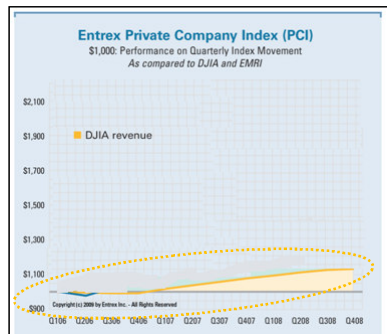


Shouldn't you be investing In TIGRcubs™



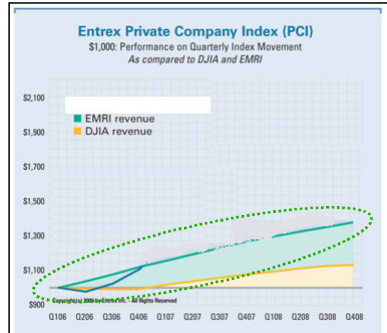
The security for the real economy.

Private Companies vs. Dow (DJIA) and the Entrex Micro Cap Index



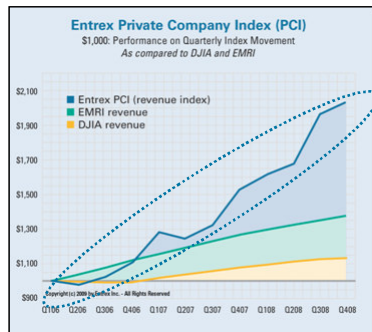
REVENUE Growth of the Dow Jones Industrial Average Index companies (DJIA) for the past three years.

Private Companies vs. Dow (DJIA) and the Entrex Micro Cap Index



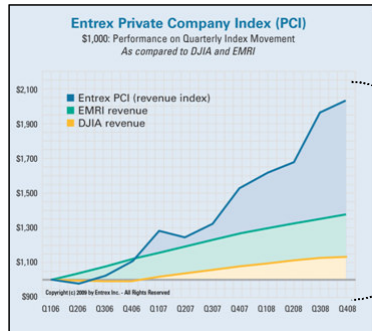
REVENUE Growth of the OTC Entrex Micro Cap Revenue Index Companies (EMRI) for the past three years.

Private Companies vs. Dow (DJIA) and the Entrex Micro Cap Index



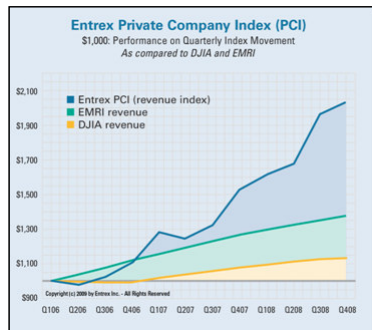
REVENUE Growth of the Entrex Private Company Index Companies (PCI) for the past three years.

Private Companies vs. Dow (DJIA) and the Entrex Micro Cap Index



PCI revenue growth is nearly two times the combined revenue growth of the DJIA and EMRI companies.

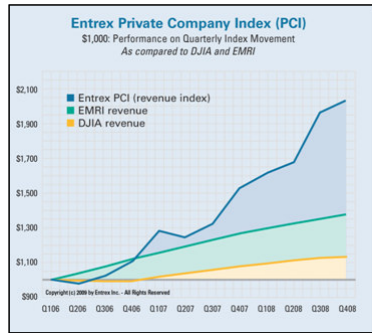
Private Companies vs. Dow (DJIA) and the Entrex Micro Cap Index



TIGRcub™ returns reflect how company revenues PERFORM

Stock Price reflects how investors FEEL

Private Companies vs. Dow (DJIA) and the Entrex Micro Cap Index



Shouldn't you be investing In TIGRcubs™



The security for the real economy.



Images and data are owned by Entrex Inc., copyright 2009.

Page 25